



Child Care Council of Orange County

January Highlights 2023



The Director's Corner

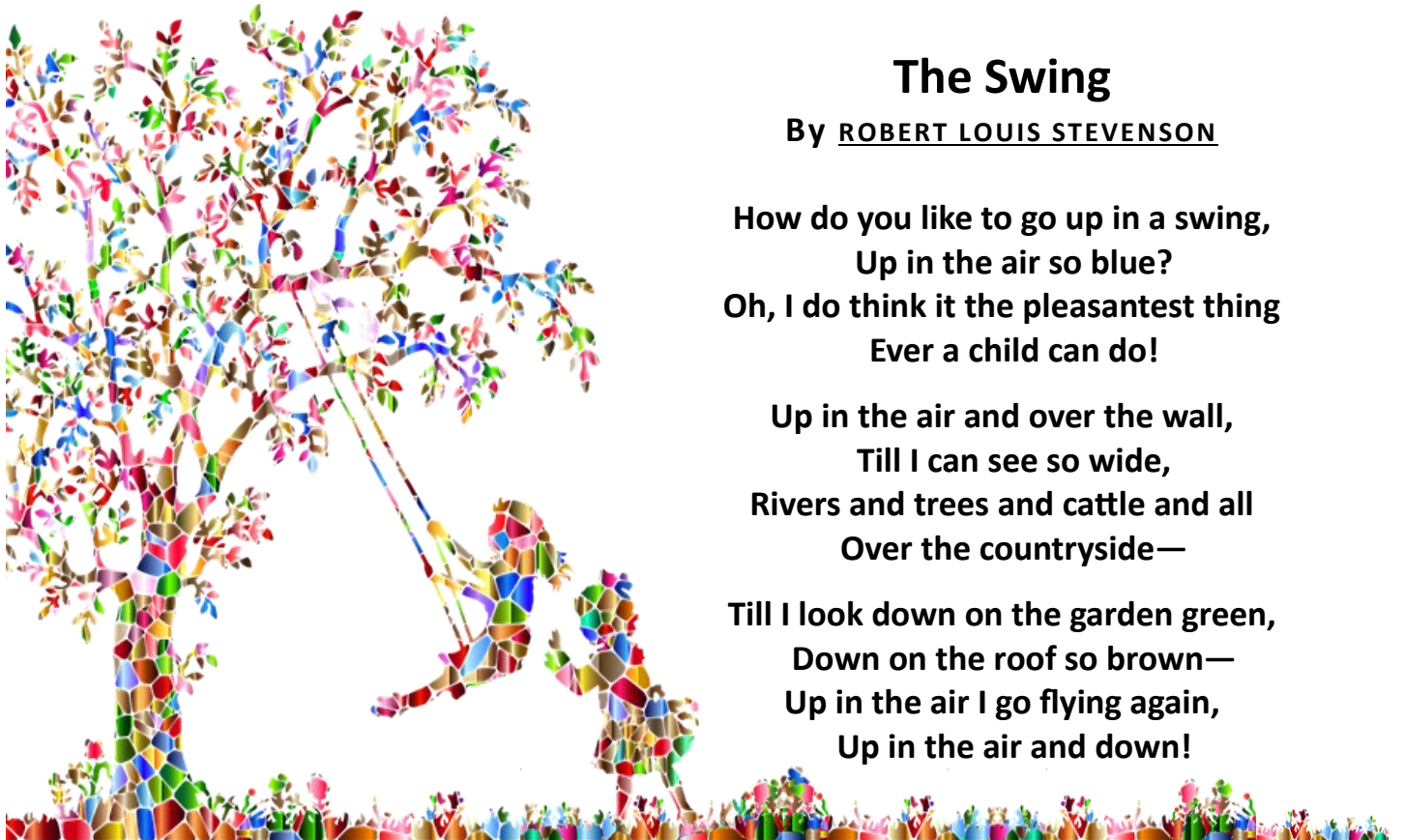
Child Care Advocacy is an essential topic in February as the opportunity for advocacy is available for programs, teachers, and families to voice their support for the children. The Council supports our community in attending either virtually or in person policy forums with Policy Experts, State Leaders, Researchers, Advocates and Educators. The Council of Orange County will never cease to support the programs that we serve.

Rachel Ambroziak	Executive Director	222	rachel@childcarecounciloc.org
Tom Elwood	Assistant Director	235	Tom@childcarecounciloc.org
Margaret Spiezio	Registrar Supervisor	236	Margaret.Spiezio@dfa.state.ny.us
Beverly Singer	Registrar Specialist	230	Beverly.Singer@dfa.state.ny.us
Lauren Goff	Registrar Specialist	221	Lauren.Goff@dfa.state.ny.us
Sally-Ann Raessler	Infant & Toddler Specialist	241	Sally-ann@childcarecounciloc.org
Rosemarie Lawton	Director of Professional Development	240	rosemarie@childcarecounciloc.org
Marybeth Winter	Program Specialist/ CACFP	229	marybeth@childcarecounciloc.org
Rita Bretones	Referral Specialist	224	Rita@childcarecounciloc.org
Sandy Blanco	Preschool Resource Specialist	226	Sandy@childcarecounciloc.org
Tara Mullen	I & T Mental Health Consultant	238	Tara@childcarecounciloc.org
Kacie Grieco	Business Support Specialist	227	Kacie@childcarecounciloc.org
Tonnia Weaver	LE Enrollment Agent		Tonnia.Weaver@dfa.state.ny.us
Jessica Smith	LE Enrollment Specialist		Jessica.Smith@dfa.state.ny.us
Oshen Beckford	Child Care Subsidy Specialist- 568-5120		Oshen.Beckford@dfa.state.ny.us
Jennifer Warm RN	Health Care Consultant- 914-400-6623		jwarm1980@outlook.com

40 Matthews Street, Suite 103, Goshen, NY 10924,
(845) 294-4012 * 1-844-461-4689 Hours: 8:30am – 4:30pm

Council Happenings

The Child Care Council of Orange adopted a family for the holidays. The Family received much needed items and a few special items to make the holiday more joyful for the family.



The Swing

By ROBERT LOUIS STEVENSON

How do you like to go up in a swing,
Up in the air so blue?
Oh, I do think it the pleasantest thing
Ever a child can do!

Up in the air and over the wall,
Till I can see so wide,
Rivers and trees and cattle and all
Over the countryside—

Till I look down on the garden green,
Down on the roof so brown—
Up in the air I go flying again,
Up in the air and down!

Council Happenings



Legally Exempt Enrollment Specialist, Jessica Smith, Legally Exempt Enrollment Coordinator, Tonnia Weaver and Referral Specialist Rita Bertones presented an Outreach at Garnet Hospital in Middletown. They spoke about the Council's services and how these services can benefit the public as a whole.



Easy Vegetable Side Dishes

<https://moneywisemoms.com/>

Cauliflower Au Gratin

This recipe for cauliflower au gratin is a delicious and simple recipe that's a great option on your holiday table for those eating low carb.

4 cup cauliflower florets, chopped into bite-sized pieces
6 oz. cream cheese, cut into chunks
¼ cup heavy cream
3 Tablespoons unsalted butter, softened
¼ teaspoon garlic powder
½ teaspoon dried dill
sea salt and black pepper, to taste
1½ cup Italian cheese blend, shredded
4 strips bacon, cooked and crumbled
1 Tbsp fresh chives, chopped



Place the top oven rack in the center position and preheat the oven to 400°F. Place the cauliflower in a steamer basket on top of a pot with boiling water and steam until fork-tender, around 6-7 minutes. Remove from heat and transfer cauliflower into a cold water bath to prevent further cooking. Drain well and pat dry. Transfer steamed cauliflower to a large bowl and add cream cheese, heavy cream, butter, garlic powder, and dried dill. Season with salt and black pepper, to taste, and toss to combine. Transfer to oven-safe casserole dish and top with shredded cheese blend and crumbled bacon. Place in a preheated oven and roast until the cheese is melted and nicely browned on top, around 8-10 minutes. Remove from the oven and serve immediately topped with fresh chives.

Mexican Street Corn Salad | Elote Salad

You don't have to travel to Mexico to enjoy the flavors of Elote! You can get all the delicious flavors and textures right here in this Mexican street corn salad recipe.

6 whole corn cobs
2 tablespoons butter
¾ cup mayo
½ cup sour cream
1 large garlic clove
½ teaspoon salt
¼ teaspoon ground black pepper
½ teaspoon chili powder
lime zest from 1 small lime
lime juice from ½ small lime
⅓ cup crumbled cotija cheese
⅓ cup finely chopped red onion



Shuck, rinse and dry corn. Cut kernels off. Melt butter in a large pan over medium heat. Add corn and turn heat up to medium/high. Cook for 3 minutes. Mix to turn over and cook an additional 2-3 minutes. Corn will begin to caramelize, but don't let it burn, so stir occasionally and lower heat if you need to. Turn off heat and allow to cool. In a large mixing bowl, add mayo and sour cream. Using a micro plane, grate garlic clove on top. Next, add salt, pepper, chili powder, lime zest, lime juice, and cotija cheese. Stir to combine. Add corn and red onion, and mix again until coated. Refrigerate to chill. Serve cold, stir before serving.

Fun Clay for Kids

Jell-O Dough

1 cup of flour

1/2 cup of salt

2 tablespoons of cream of tartar

2 tablespoons of vegetable oil

1 cup of warm water

Three ounces of Jell-O – any flavor you wish

Mix ingredients and cook over medium heat until it thickens. Knead until cool enough to touch, takes about 8 minutes. Be careful as it can be quite hot.

Stay Fresh Recipe Stay Fresh Dough

1 cup flour

1/2 cup salt

1 tablespoon alum

1 tablespoon oil

1/8 cup boiling water

Mix flour, salt, alum and oil in a large bowl. Carefully pour in boiling water. Mix well and knead. The mixture will be hot so watch your hands.

Basic Modeling Clay

1/2 cup potato starch or corn starch

1 cup salt

1 cup boiling water

Boil the mixture until its texture reminds you of a soft-ball, then use a waxed paper to knead on. To keep the clay moist, you can place it in an air-tight container and wrap a wet cloth around it. After modeling, the products should be allowed to air-dry. The pieces can be painted after drying is complete.



Occupational Therapy Crafts for Kids

<https://www.theotttoolbox.com/crafts-for-kids/>

Occupational therapy crafts, and essentially any crafts for kids, are a central part to the typical pediatric OT session. There is a reason why these crafts for kids are so popular on our website: Occupational therapy is founded in craft-making. So, when we, as OTs go back to our profession's roots, we address underlying skill areas through fun and engaging crafts.

Children that make these OT crafts are developing motor skills and cognitive skills, but also the social-emotional and mental development that we as OTs center our profession around. We love to create with crafts. By making crafts with kids, they are not only creating, but also building essential skills. Many of the kids crafts on this site use recycled items or items you've already got in the home. As a special resource, I've added additional OT crafts and ideas that use items in the home, making schooling at home or telehealth services easier when it comes to coming up with occupational therapy teletherapy activity ideas.

OCCUPATIONAL THERAPY CRAFTS

There are so many developmental benefits to crafting with kids. Use the occupational therapy craft ideas in planning in person or OT teletherapy services. Other crafts can be sent home as an OT home program idea. Children can create while working on skills like fine motor dexterity and strength, line awareness, scissor skills, language, self-confidence, problem solving, tool use, and more. What's more, is that kids can create within their interests and will not even realize they are working on skill areas as they craft. Some of these OT craft ideas can pair nicely with homeschooling or schooling at home unit studies and classroom lessons. The best news is that I've strived to include loads of recycled crafts so using recycled materials in craft creation is easy.

KIDS CRAFTS WITH ITEMS IN THE HOME

Items in the home can be used in crafts Try some of these items:

Paper bags

Newspaper

Paper towels

Shredded paper

Plastic food containers

Clothes pins

Cardboard boxes

Tissue Boxes

Wrapping paper

Post-It Notes

Coffee Filters

FINE MOTOR OCCUPATIONAL THERAPY CRAFTS

Occupational therapy crafts many times, center around the development of fine motor skills. Cutting, pasting, tearing, positioning, beading, knotting, sewing...all of these functional tasks require fine motor strength, coordination, grasp, precision, manipulation of craft materials and tools.

OCCUPATIONAL THERAPY CRAFT MATERIALS

But first, what are some crafting materials you can add to your occupational therapy toolbox? Consider adding these items.

Craft pom poms

Clothes pins

Various grades of paper

Scissors

Glue (Squeeze glue in a bottle is best for hand strength development)

Beads

Pipe cleaners

Paper clips

Straws

Cardboard

Yarn

Buttons

Cupcake liners

There are many other craft materials out there that support fine motor development, but with this small list of materials, you can create a huge array of crafts that support skill-building in OT sessions.

FINE MOTOR CRAFTS FOR KIDS

These fine motor crafts for kids work on specific fine motor skills: strength, dexterity, manipulation of materials, in hand manipulation, and pinch and grip. Children creating these crafts gain experience in the small motor skills needed for tasks like object manipulation, tool use, pencil grasp, clothing fasteners, and any small motor activity.



JANUARY 2023

INFANT TODDLER NEWSLETTER



ADVERSE CHILDHOOD EXPERIENCES (ACE'S)



WHAT ARE ACE'S?

ACE's are adverse childhood experiences that have the potential to affect a child's development. Examples of ACE's include witnessing violence in the home, suffering from abuse or neglect, parental divorce/separation and addiction.



WHAT DO WE DO WITH THIS KNOWLEDGE?

Teachers can help children build resiliency through taught skills of self-regulation. By providing children the skills to regulate their emotions and minds, they may be able to better handle the ACE's in their lives.



HOW CAN I LEARN MORE?

Teachers that are trauma informed can help the students individual needs in their classroom. Providers are encouraged to take ACE's training to better their understanding of ACE's and how to help all the children in your care.

THE CHILD CARE COUNCIL WILL BE
OFFERING AN ACE'S TRAINING SERIES
STARTING JANUARY 2023



INFANT TODDLER NEWSLETTER

ACE'S 101, 201 & 301 TRAINING SERIES

ACE's 101 training aims provides the science and research behind the ACE's study and how it impacts the developing brains of young children. It explains the ACE's scoring system and how children with higher ACE's scores may be impacted in the classroom. It will also discuss the physiological responses ACE's may cause.



ACE's 201 and 301 will begin to apply the science of the 101-Level Adverse Childhood Experiences workshop. Providers will learn skills and ideas that can help mitigate the impact of ACE's on the developing child.

ACE'S 101-JANUARY 12TH 6:30-9:30

ACE'S 201-FEBRUARY 13TH 6:30-9:30

ACE'S 301-MARCH 13TH 6:30-9:30

CONTACT ROSEMARIE FOR FEES AND TO REGISTER

CONTACT US

Rosemarie Lawton

Director of Professional Development

(845) 294-4012 ext. 240

rosemarie@childcarecounciloc.org



Tara Mullen

Infant Toddler Mental Health Consultant

(845) 294-4012 ext. 238

tara@childcarecounciloc.org

Sally-Ann Raessler

Infant Toddler Specialist

(845) 294-4012 ext. 241

sally-ann@childcarecounciloc.org



Child Development Associate® (CDA) Credential

The Council for Professional Recognition is a leader in the credentialing of early childhood educators worldwide. We ensure that candidates who earn our Child Development Associate® (CDA) credential are well prepared to foster the social, emotional, physical and cognitive growth of young children. Having a CDA® doesn't just help educators bring out the best in children. It also advances their careers and contributes to the status of our profession.



Calling All Providers and Parents!

Are you looking for answers to a specific questions?
Need guidance in your program? For more information contact:

Rosemarie Lawton, Director of Professional Development,

rosemarie@childcarecounciloc.org

Sally-Ann Raessler, Infant & Toddler Specialist,

Sally-ann@childcarecounciloc.org

Sandy Blanco, Preschool Resource Specialist,

sandy@childcarecounciloc.org

Kacie Grieco, Business Support Specialist

kacie@childcarecounciloc.org

Tara Mullen, I & T Mental Health Consultant,

tara@childcarecounciloc.org

Medical Independent Study

Only 4 attendees per class! Register Soon!

Call Nurse Jen Warm for more information on dates!

Location: 40 Matthews Street, Goshen, Council Training Room 107

Trainer: Jennifer Warm, Health Care Consultant 914-400-6623 jwarm1980@outlook.com

4 hour course: \$150 members and \$175 non-members send payment of check or MO

8 hour course: \$175 members and \$200 non-members send payment of check or MO

For independent study, the individual must download the information and watch the video, at: <http://www.ecetp.pdp.albany.edu/mat.shtm>.

Registering Medical Adminstrant Training. Step One: Log-in to your ECETP E-Learning account. <https://www.ecetp.pdp.albany.edu/mytraining/Login.aspx?ReturnUrl=%2fmytraining%2fdefault.aspx>. When you have completed all the above information on line. Please fill out Training Registration Form (page 17) and send your check or money order to the Council. Once your training is complete, your certificate of completion will be available for you to print in your ECETP account.

On the day of the class provider is required to bring the independent study participant guide and the MAT participant's handouts. Provider may use all the materials for the written test and the practical test. The review and testing takes approximately 4 - 5 hours as each person has two (2) chances to pass each part of the test written and practical. The time depends on if provider passes the 1st time or not.

The training provides an overview of medication for both over-the counter and prescription medication; the routes, handling, storage and safe disposal of medication; permission and instruction requirements; preparation and administration techniques; asthma; emergency care and special situations. The MAT training certificate is valid for three years from the date you complete the course. After three (3) years, you may be eligible to take a renewal test online to extend your certificate for another three (3) years. Visit <http://www.ecetp.pdp.albany.edu/mat.shtm> or call toll-free (866)665-5537 for more details on MAT and the renewal process.

OCFS Training Topics: Safety and Security Procedures, Nutrition and Health Needs of Children, Statutes and Regulations Pertaining to Child Day Care **CDA: 1, 2**

Providers going through the online renewal for the third time

- ♦ Will need to be tested by the Health Care Consultant
- ♦ Pay the Council prior to that date: **\$120 for members \$150 for nonmembers**
- ♦ Contact Jennifer Warm to set up a date.

Providers & Parents!

Must attend both classes state which classes you will attend when sending in your registration.

Sign up soon, only four attendees per class!

Must attend both classes

Call or email Kacie for info!

845-294-4012 x227

kacie@childcarecounciloc.org

6pm - 9:30pm, CPR/AED-Training room

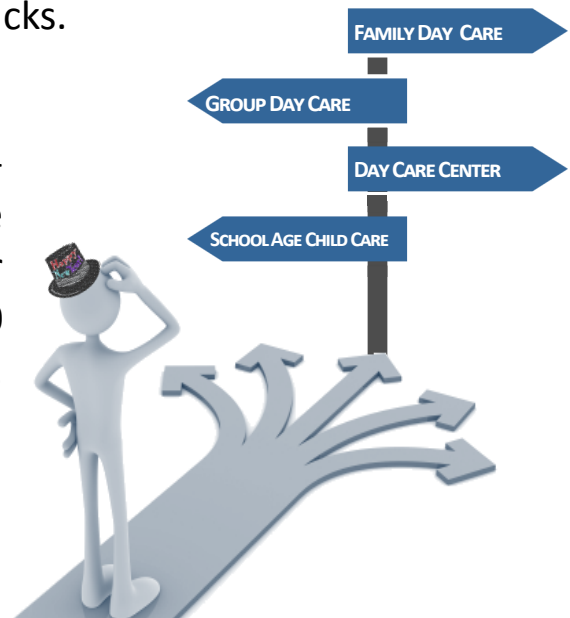
\$95 non-members \$125 members

CACFP is a program that provides reimbursement for meals and snacks served in all day care settings. This program promotes the health and well-being of infants, children up to 18, and adults in day care, b ensuring that providers serve wholesome and safely prepared meals and snacks.

Technical Assistance

We provide support for people and organizations interested in starting Family Day Care programs and School Age Child Care in their communities. **Call Beverly** (845)294-4012 x230 if you have questions about the application. To view the webinar and receive an application go to the OCFS.

website, <http://ocfs.ny.gov/main/childcare/becomeaprovider.asp>.



United States
**CONSUMER PRODUCT
SAFETY COMMISSION**



RECALL!

Keep your site safe! Find recalled items at: <https://www.cpsc.gov/Recalls>.

Training Registration Form

Please complete this registration form and return it along with a check or money order made out to the Child Care Council of Orange County, Inc. Our address to send is: 40 Matthews St., Suite 103, Goshen, NY 10924. Use only one form per person, feel free to copy additional forms as needed. Submit a copy of the first page of your application if paying with EIP funding.

If submitting payment through the UNION participants must register and pay for the class, upon attending they will be reimbursed the payment. If provider submitting through the UNION fails to attend the class no reimbursement will be given.



Name: _____

Address: _____

Telephone Number: _____

Email: _____

Are you a member of the Union?

Yes

No

Are you a member of the Child Care Council of Orange County?

Date	Title	Fee Enclosed



Council Members!



We appreciate you and thank you for supporting our mission to assist parents, child care programs, employers, and the community with information and resources on choosing quality child care.

Yenercy Acosta
Ava Benjamin
Donna Conklin
Elizabeth Crespo
Donna Naughton
Catherine Hecht
Janee Holness
Jeanette Honrado
Mandy Ives
Joann Jasiel
Johanny Franco
Kathy Masloski
Laura Konarski

Susan Kulmack
Rebecca Lopez
Erin March
Dionne McFarlane
Nicole Biondi
Denise Octave
JoyPallozolla
RECAP
Elizabeth Santana
Desiree Watson
Anne Marie Wilford-
Graham
Jessica Zeccardi

Membership Application

By becoming a member of the Child Care Council of Orange County, Inc. , a nonprofit, you are demonstrating your commitment to promoting quality child care as a priority in Orange County. Your Membership—parents, providers, businesses, community—assists the Council in meeting the goal of promoting affordable, quality child care and to strengthen the early childhood workforce in Orange County.

Membership Benefits:

Family and Group Family

- Reduced rates on Council Trainings & Events
- Eligibility to vote at the Council's Annual Meeting
- Free report on referrals to your program
- Free job postings on Council's website
- New Free Job Bank for employee new hires


Individual, Community/Business

- Support of quality provider/parent/child programming offered by the Council
- Eligibility to vote at the Council's Annual Meeting

New! Child Care Centers & SACC

(Membership includes director and all staff)

- Reduced rates on Council training and events
- Eligibility to vote at Council's annual Meeting
- Free job postings on Council's website
- Free job postings in Highlights
- NEW Free Job Bank for employee new hires



We appreciate your Membership!

Child Care Council of Orange County, Inc. Membership Application

Please return application to:

Child Care Council of Orange County, Inc., 40 Matthews St., Suite 103, Goshen, NY 10924

Please make checks or money orders payable to: Child Care Council of Orange County, Inc.

Name _____

Address _____

Telephone Number _____ Email _____

Child Care or Business Name _____

Membership is effective for 12 months from date of purchase.

___ \$50 Individual Membership Business/ Community

___ \$50 Family and Group Family providers (add an assistant for an additional \$10)

___ \$125 Individual Child care center (includes director & all staff)

___ \$100 School Aged programs (includes director & all staff)

Why did you join the Council's Membership ? _____

I have enclosed an additional tax deductible donation of \$_____ to support the work of the Child Care Council of Orange County, Inc. in promoting affordable, quality child care in Orange County.

Picture Consent for Child Care Council of Orange County Inc.

I _____ am aware and have agreed to the
(parent/ guardians name)
picture taking of my child while attending child care.

I consent to having my child's picture to be used by Child Care Council
of Orange County Inc. for the Newsletter/ Highlights, Calendar,
Website and any Social Media

Print Child's Name

Print name of Parent/ Guardian

Signature or Parent/ Guardian

Signature of Provider



Date

Date